



The World Disability Union (WDU) was established in 2011 as an inclusive umbrella organization for 400 sub-organizations from 91 countries with the status of International Qualified Entities. Within the scope of the Convention on the Rights of Persons with Disabilities guaranteed by countries; Disability prevention; Overcoming the disability; within the framework of the WDU Implementation Projects it developed for the inclusion of people with disabilities into the society, it aims at sustainable corporate work and unity with all relevant and competent parties.

We are the only institution that grants international certificates to places that are environmentally qualified for people with disabilities, whether governmental or private (airports, hotels, transportation, parks, museums, malls....)

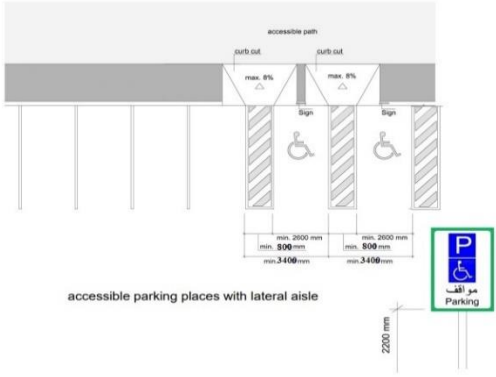

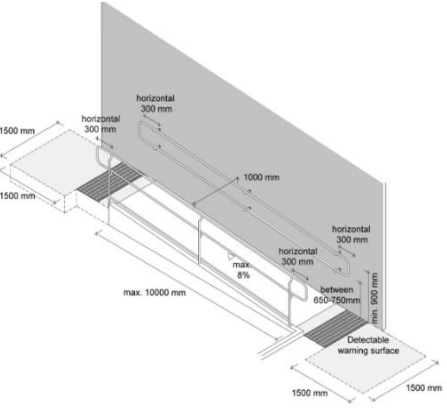

The certificate of the WORLD DISABILITY UNION for the places eligible for people with disabilities in its three sections is an official recognition that this place is friendly for people with disabilities **In line with Article 9 of the UN Convention.**

**The World disability union continues to evaluate many places eligible for people with disabilities in all countries, around the world, as the committees are working to follow up the audit.**

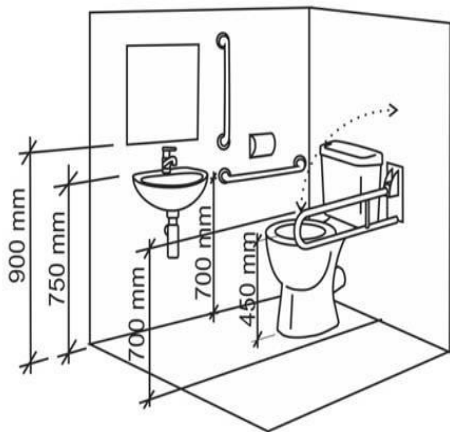
## Places of Worship

Facilitating access for people with disabilities to places of worship, It is an expression of their societal integration, and their right to reach the places that all members of society reach.

5 points allocated for each of the conditions necessary for obtaining the World Disability Union Certificate. An additional 5 points awarded for each additional added service not covered by these conditions:

No	Conditions	design or photo
1.	<p>Car Parking (close, width, covered, number compared to total number of parking places, slope is close)</p>  <p style="text-align: center;">accessible parking places with lateral aisle</p>	
2.	<p>Slopes</p>  <p style="text-align: center;">Maximum rise and length for ramps with details of handrails required and different alternatives for handrail ends</p>	

3. Bathrooms



4. Ablution Place



5. Entrances





6. Providing Quran in braille



7. The number of chairs are suitable for the disabled & the elderly



8. Sign language translation





## List of Standards for Places of Worship

No.	Degree <hr style="width: 50%; margin: 0 auto;"/> Standards	1	2	3	4	5
1.	Parking 10% (maximum 8 parking)					
2.	The slopes of all places in the mosque are 1m high by 10m long					
3.	Bathrooms for men & women are <u>equipped for people with disabilities</u> <ul style="list-style-type: none"> <li>• Width of the door: at least 100cm</li> <li>• The door opens out</li> <li>• Indoor bathroom space: not less than 150cm x 180cm</li> <li>• Sink height: 80 cm</li> <li>• Height of toilet seat: 40cm – 45cm</li> <li>• Height of the auxiliary devices: 60cm – 65cm</li> <li>• Auxiliary Equipment Dimension: Provide 35cm distance on both sides of the toilet chair from the middle of the chair</li> </ul>					
4.	Ablution Place for men & women					
5.	Entrances with a width of more than 120cm					
6.	Providing Quran in braille					
7.	The number of chairs are suitable for the disabled & the elderly					
8.	Sign language interpreter available in Al-Khattabah					

\* Total Point:

\* The Ratio is calculated as follows : ( Total Point / Number of standards x 5) x 100

\* The Ratio: