



The World Disability Union (WDU) was established in 2011 as an inclusive umbrella organization for 400 sub-organizations from 91 countries with the status of International Qualified Entities. Within the scope of the Convention on the Rights of Persons with Disabilities guaranteed by countries; Disability prevention; Overcoming the disability; within the framework of the WDU Implementation Projects it developed for the inclusion of people with disabilities into the society, it aims at sustainable corporate work and unity with all relevant and competent parties.

We are the only institution that grants international certificates to places that are environmentally qualified for people with disabilities, whether governmental or private (airports, hotels, transportation, parks, museums, malls....)

The certificate of the WORLD DISABILITY UNION for the places eligible for people with disabilities in its three sections is an official recognition that this place is friendly for people with disabilities **In line with Article 9 of the U N Convention.**

The World disability union continues to evaluate many places eligible for people with disabilities in all countries, around the world, as the committees are working to follow up the audit.

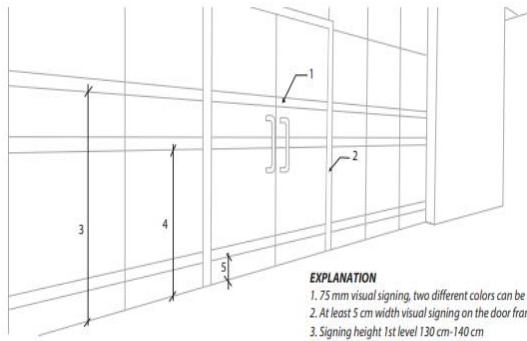
Shopping Centers

One of the standards for persons with disabilities is to have a decent standard of living and ensure their access to commercial centers (shopping centers) & to have access to appropriate services, equipment and other assistance to meet disability related needs, take the necessary measures to allow persons with disabilities to enjoy entry to these places.

5 points will be allocated for each of the conditions necessary for obtaining the World Disability Union Certificate. An additional 5 points are awarded for each additional added service that is not covered by these conditions:

No.	Conditions	design or photo
1.	<p>Car Parking (close, width, covered, number compared to total number of parking places, slope is close)</p>  <p>accessible parking places with lateral aisle</p>	
2.	<p>Slopes</p>  <p>Explanation (a)</p> <ol style="list-style-type: none"> 1. 150 cm 2. 150 cm 3. 60 cm (tactile surface) <p>Explanation (b)</p> <ol style="list-style-type: none"> 1. 150 cm 2. Max 900 cm 3. 60 cm (tactile surface) 4. Min 90 cm 	

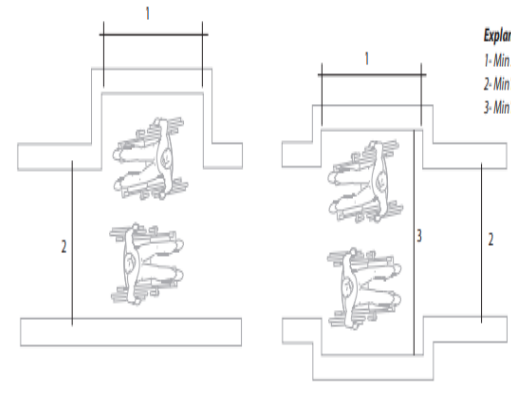
3. Entrance (door width & easy of opening)



EXPLANATION
 1. 75 mm visual signing, two different colors can be used
 2. At least 5 cm width visual signing on the door frame
 3. Signing height 1st level 130 cm-140 cm
 4. Signing height 2nd level 90 cm-100 cm
 5. Signing height 3rd level 10 cm-30 cm (recommended)



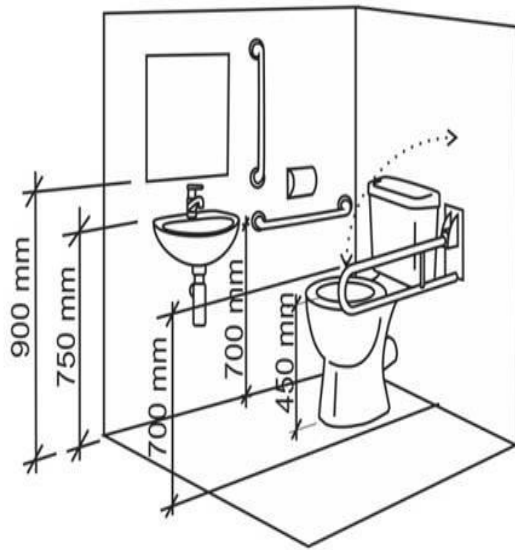
4. External corridors



Explanation
 1- Min 200 cm
 2- Min 120 cm
 3- Min 180 cm



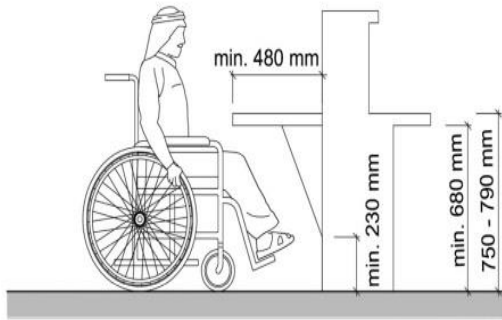
5. Bathrooms



6. The games



7. Food lounges

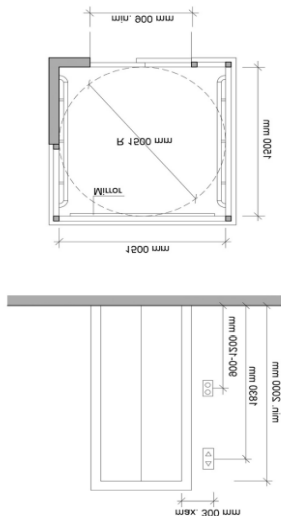


Front desk dimensions



8. Elevator (Braille or spoken language - width - capacity)

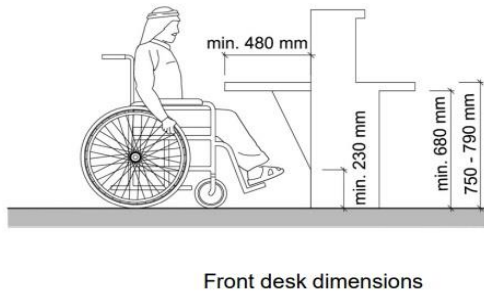
tooob dne enoisenmtthb tonheint foI anoisizemthq bednermmreococer foIoleveleI



9. The Prayer Room (Ablution Place)



10. Reception (height of counter, sign language, braille & indicative lines for the blind)



Front desk dimensions



11. Provide good wheelchairs on the entrances



12. Corridors inside the shops

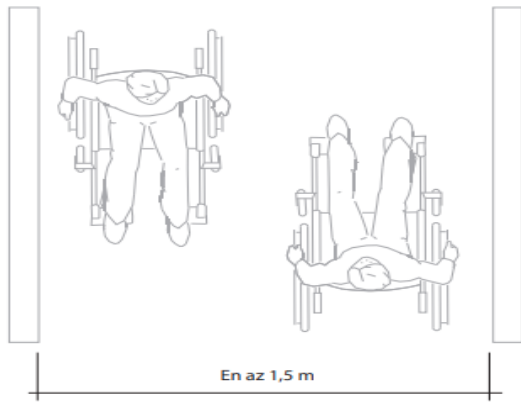



Image 93. Min net width for 2 wheelchairs passage



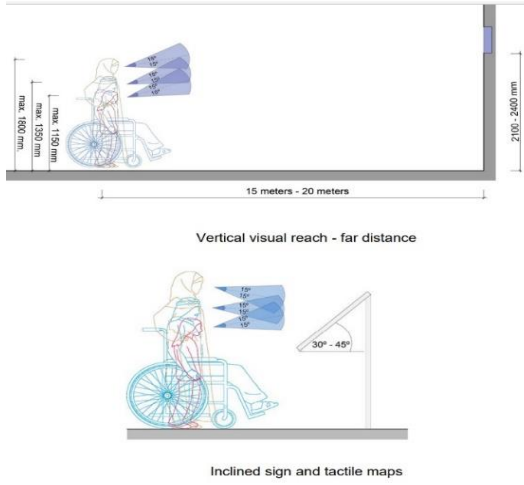
13. Providing shopping carts suitable for disabled used wheelchairs



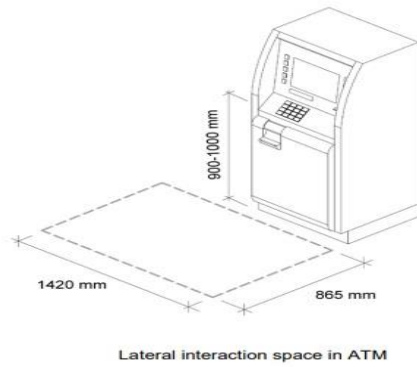
14. Point of payment (cashier) & it's suitability for people with disabilities



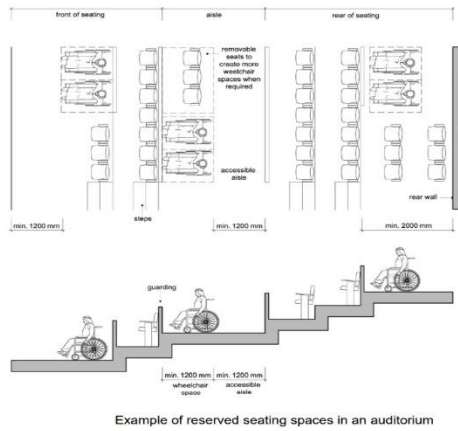
15. Braille signboards with suitable height



16. ATM (equipped for people with disabilities)



17. Cinema (equipped for people with disabilities)



List of Standards for Shopping Centers

No.	Degree <hr/> Standards	1	2	3	4	5
1.	Parking for the disabled (parents) by 10% (maximum 8 parking)					
2.	The slopes are 1m high by 10m long					
3.	Entrances with a width of more than 120cm					
4.	Corridor with a width of at least 170cm for a length of more than 10m & a width of at least 100cm for a length of less than 10m					
5.	Bathrooms are equipped for people with <u>disabilities</u> <ul style="list-style-type: none"> • Width of the door: at least 100cm • The door opens out • Indoor bathroom space: not less than 150cm x 180cm • Sink height: 80 cm • Height of toilet seat: 40cm – 45cm • Height of the auxiliary devices: 60cm – 65cm • Auxiliary Equipment Dimension: Provide 35cm distance on both sides of the toilet chair from the middle of the chair 					
6.	<u>The Elevator</u> <ul style="list-style-type: none"> • Door width: not less than 100 cm • The internal space of the elevator: 180cm square • Time period for opening and closing the door: not less than 10 seconds • Button height: No more than 140cm • Voice & Braille 					
7.	The Prayer Room (Ablution Place)					
8.	The games					
9.	Food lounges					
10.	The height of the reception desks is a maximum of 100cm					

11.	Provide good wheelchairs on the entrances					
12.	The corridors within the shops are suitable for wheelchair movement					
13.	Providing shopping carts suitable for disabled used wheelchairs					
14.	Point of payment (cashier) & it's suitability for people with disabilities					
15.	Braille signboards with suitable height					
16.	ATM (equipped for people with disabilities)					
17.	Cinema (equipped for people with disabilities)					
18.						
19.						

* Total Point:

* The Ratio calculated as follows: $(\text{Total Point} / \text{Number of standards} \times 5) \times 100$

* The Ratio: